

# Parent Survey for Schools - 2016-11-29

---

run on 10/29/2016



surveys





## Report Filters

**School:**

Herman E. Dummer School

**Race:**

N/A

**Grade:**

N/A

**Gender:**

N/A

**Ethnicity:**

N/A

**Tag:**

N/A




## AdvancED Certified Content

### Report Summary

**Overall Score: 4.23**

Network Average: 4.02



### By Survey Section

### Section Score | Network Average

**Purpose and Direction: 4.26**

Network Average: 4.06



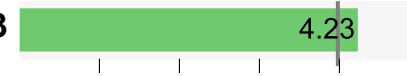
**Governance and Leadership: 4.21**

Network Average: 3.96



**Teaching and Assessing for Learning: 4.23**

Network Average: 3.98



**Resources and Support Systems: 4.24**

Network Average: 4.05



**Using Results for Continuous Improvement: 4.25**

Network Average: 4.01





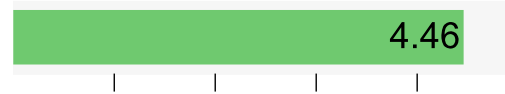
## AdvancED Certified Content

### Highest Scoring Items

**F3:** Our school provides a safe learning environment.



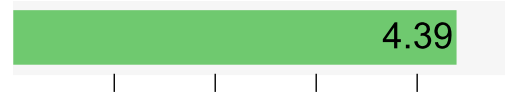
**E10:** My child knows the expectations for learning in all classes.



**F1:** Our school provides qualified staff members to support student learning.



**D3:** Our school has high expectations for students in all classes.



**E5:** All of my child's teachers work as a team to help my child learn.





## AdvancED Certified Content

### Lowest Scoring Items

**E9:** My child sees a relationship between what is being taught and his/her everyday life.



**D2:** Our school's governing body does not interfere with the operation or leadership of our school.



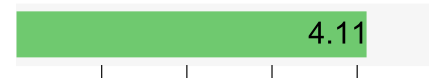
**D4:** Our school shares responsibility for student learning with its stakeholders.



**E4:** All of my child's teachers meet his/her learning needs by individualizing instruction.



**C2:** Our school's purpose statement is formally reviewed and revised with involvement from parents.





## AdvancED Certified Content

### Demographics

Number of Responses | Percentages of Total Responses

#### 1. Gender

Male 5 15%

Female 29 85%

34 responses

#### 2. Race

Asian 1 3%

White 32 94%

Two or more races 1 3%

34 responses

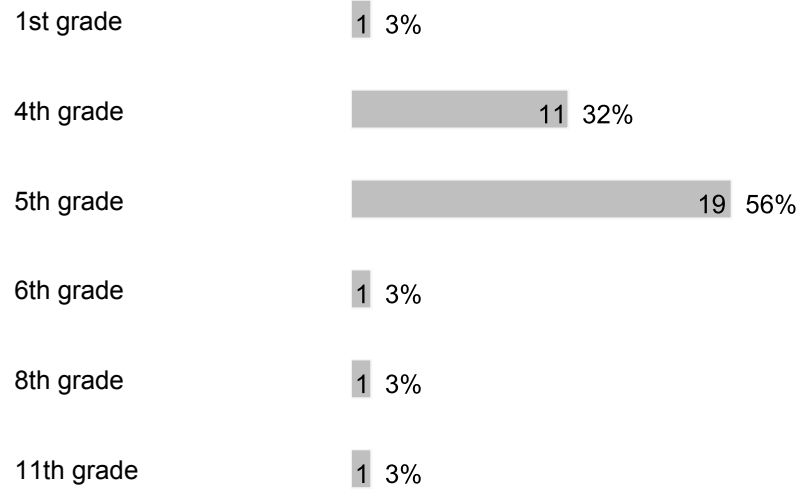
#### 3. Ethnicity

Hispanic 1 3%

Not Hispanic or Latino 33 97%

34 responses

#### 4. Grade



34 responses

**AdvancED Certified Content**

## C. Purpose and Direction

Section score: 4.26 Network average: 4.06

	<b>Strongly Agree</b>	<b>Agree</b>	<b>Neutral</b>	<b>Disagree</b>	<b>Strongly Disagree</b>	<b>Not Applicable</b>
	<b>5</b>	<b>4</b>	<b>3</b>	<b>2</b>	<b>1</b>	
	<b>Number of Responses</b>					
	<b>Percentage of Total Responses</b>					
<b>1.</b> Our school's purpose statement is clearly focused on student success.	<b>13</b>	<b>19</b>	<b>1</b>	<b>0</b>	<b>0</b>	<b>0</b>
	<b>39%</b>	<b>58%</b>	<b>3%</b>	<b>0%</b>	<b>0%</b>	<b>0%</b>
	33 responses					
<b>2.</b> Our school's purpose statement is formally reviewed and revised with involvement from parents.	<b>10</b>	<b>15</b>	<b>8</b>	<b>0</b>	<b>0</b>	<b>0</b>
	<b>30%</b>	<b>45%</b>	<b>24%</b>	<b>0%</b>	<b>0%</b>	<b>0%</b>
	33 responses					
<b>3.</b> Our school has established goals and a plan for improving student learning.	<b>14</b>	<b>16</b>	<b>3</b>	<b>0</b>	<b>0</b>	<b>0</b>
	<b>42%</b>	<b>48%</b>	<b>9%</b>	<b>0%</b>	<b>0%</b>	<b>0%</b>
	33 responses					



## D. Governance and Leadership

Section score: 4.21 Network average: 3.96

	Strongly Agree	Agree	Neutral	Disagree	Strongly Disagree	Not Applicable
	5	4	3	2	1	
	Number of Responses					
	Percentage of Total Responses					
1. Our school's governing body operates responsibly and functions effectively.	11	15	5	1	0	1
	33%	45%	15%	3%	0%	3%
	33 responses					
2. Our school's governing body does not interfere with the operation or leadership of our school.	10	14	7	0	0	2
	30%	42%	21%	0%	0%	6%
	33 responses					
3. Our school has high expectations for students in all classes.	14	18	1	0	0	0
	42%	55%	3%	0%	0%	0%
	33 responses					
4. Our school shares responsibility for student learning with its stakeholders.	9	17	5	1	0	1
	27%	52%	15%	3%	0%	3%
	33 responses					
5. Our school communicates effectively about the school's goals and activities.	12	18	2	0	1	0
	36%	55%	6%	0%	3%	0%
	33 responses					
6. Our school provides opportunities for stakeholders to be involved in the school.	11	16	3	0	1	2
	33%	48%	9%	0%	3%	6%
	33 responses					

# E. Teaching and Assessing for Learning

Section score: 4.23 Network average: 3.98

	Strongly Agree	Agree	Neutral	Disagree	Strongly Disagree	Not Applicable
	5	4	3	2	1	
	Number of Responses					
	Percentage of Total Responses					
1. All of my child's teachers provide an equitable curriculum that meets his/her learning needs.	15	13	1	2	0	0
	48%	42%	3%	6%	0%	0%
	31 responses					
2. All of my child's teachers give work that challenges my child.	15	13	1	2	0	0
	48%	42%	3%	6%	0%	0%
	31 responses					
3. All of my child's teachers use a variety of teaching strategies and learning activities.	15	13	1	2	0	0
	48%	42%	3%	6%	0%	0%
	31 responses					
4. All of my child's teachers meet his/her learning needs by individualizing instruction.	15	9	3	4	0	0
	48%	29%	10%	13%	0%	0%
	31 responses					
5. All of my child's teachers work as a team to help my child learn.	16	11	4	0	0	0
	52%	35%	13%	0%	0%	0%
	31 responses					
6. All of my child's teachers help me to understand my child's progress.	14	13	3	1	0	0
	45%	42%	10%	3%	0%	0%
	31 responses					
7. All of my child's teachers keep me informed regularly of how my child is being graded.	12	14	3	2	0	0

	<b>39%</b>	<b>45%</b>	<b>10%</b>	<b>6%</b>	<b>0%</b>	<b>0%</b>
	31 responses					
<b>8.</b> All of my child's teachers report on my child's progress in easy to understand language.	<b>13</b>	<b>16</b>	<b>2</b>	<b>0</b>	<b>0</b>	<b>0</b>
	<b>42%</b>	<b>52%</b>	<b>6%</b>	<b>0%</b>	<b>0%</b>	<b>0%</b>
	31 responses					
<b>9.</b> My child sees a relationship between what is being taught and his/her everyday life.	<b>8</b>	<b>12</b>	<b>9</b>	<b>1</b>	<b>1</b>	<b>0</b>
	<b>26%</b>	<b>39%</b>	<b>29%</b>	<b>3%</b>	<b>3%</b>	<b>0%</b>
	31 responses					
<b>10.</b> My child knows the expectations for learning in all classes.	<b>16</b>	<b>15</b>	<b>0</b>	<b>0</b>	<b>0</b>	<b>0</b>
	<b>52%</b>	<b>48%</b>	<b>0%</b>	<b>0%</b>	<b>0%</b>	<b>0%</b>
	31 responses					
<b>11.</b> My child has at least one adult advocate in the school.	<b>14</b>	<b>12</b>	<b>5</b>	<b>0</b>	<b>0</b>	<b>0</b>
	<b>45%</b>	<b>39%</b>	<b>16%</b>	<b>0%</b>	<b>0%</b>	<b>0%</b>
	31 responses					
<b>12.</b> My child is given multiple assessments to measure his/her understanding of what was taught.	<b>13</b>	<b>14</b>	<b>3</b>	<b>1</b>	<b>0</b>	<b>0</b>
	<b>42%</b>	<b>45%</b>	<b>10%</b>	<b>3%</b>	<b>0%</b>	<b>0%</b>
	31 responses					
<b>13.</b> My child has up-to-date computers and other technology to learn.	<b>10</b>	<b>17</b>	<b>3</b>	<b>0</b>	<b>1</b>	<b>0</b>
	<b>32%</b>	<b>55%</b>	<b>10%</b>	<b>0%</b>	<b>3%</b>	<b>0%</b>
	31 responses					
<b>14.</b> My child has access to support services based on his/her identified needs.	<b>13</b>	<b>10</b>	<b>4</b>	<b>1</b>	<b>0</b>	<b>3</b>
	<b>42%</b>	<b>32%</b>	<b>13%</b>	<b>3%</b>	<b>0%</b>	<b>10%</b>
	31 responses					

## F. Resources and Support Systems

Section score: 4.24 Network average: 4.05

	Strongly Agree	Agree	Neutral	Disagree	Strongly Disagree	Not Applicable
	5	4	3	2	1	
	Number of Responses					
	Percentage of Total Responses					
1. Our school provides qualified staff members to support student learning.	13	14	1	0	0	0
	46%	50%	4%	0%	0%	0%
	28 responses					
2. Our school provides an adequate supply of learning resources that are current and in good condition.	10	13	3	2	0	0
	36%	46%	11%	7%	0%	0%
	28 responses					
3. Our school provides a safe learning environment.	14	13	1	0	0	0
	50%	46%	4%	0%	0%	0%
	28 responses					
4. Our school provides students with access to a variety of information resources to support their learning.	10	16	0	2	0	0
	36%	57%	0%	7%	0%	0%
	28 responses					
5. Our school provides excellent support services (e.g., counseling, and/or career planning).	10	10	7	0	0	1
	36%	36%	25%	0%	0%	4%
	28 responses					
6. Our school provides opportunities for students to participate in activities that interest them.	10	12	3	2	1	0
	36%	43%	11%	7%	4%	0%
	28 responses					
7. Our school ensures that the facilities support student learning.	11	15	1	1	0	0

	<b>39%</b>	<b>54%</b>	<b>4%</b>	<b>4%</b>	<b>0%</b>	<b>0%</b>
	28 responses					
<b>8.</b> Our school ensures the effective use of financial resources.	<b>10</b>	<b>12</b>	<b>5</b>	<b>1</b>	<b>0</b>	<b>0</b>
	<b>36%</b>	<b>43%</b>	<b>18%</b>	<b>4%</b>	<b>0%</b>	<b>0%</b>
	28 responses					
<b>9.</b> Our school ensures that instructional time is protected and interruptions are minimized.	<b>10</b>	<b>17</b>	<b>1</b>	<b>0</b>	<b>0</b>	<b>0</b>
	<b>36%</b>	<b>61%</b>	<b>4%</b>	<b>0%</b>	<b>0%</b>	<b>0%</b>
	28 responses					

# G. Using Results for Continuous Improvement

Section score: 4.25 Network average: 4.01

	Strongly Agree	Agree	Neutral	Disagree	Strongly Disagree	Not Applicable
	5	4	3	2	1	
	Number of Responses					
	Percentage of Total Responses					
1. Our school ensures that all staff members monitor and report the achievement of school goals.	10	14	4	0	0	0
	36%	50%	14%	0%	0%	0%
	28 responses					
2. My child is prepared for success in the next school year.	13	14	0	0	1	0
	46%	50%	0%	0%	4%	0%
	28 responses					
3. My child has administrators and teachers that monitor and inform me of his/her learning progress.	12	12	4	0	0	0
	43%	43%	14%	0%	0%	0%
	28 responses					